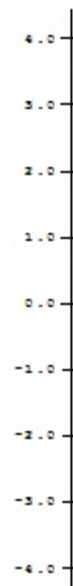


1. Suppose that $f(x) = 5x - 7$ for all $x \in \mathbb{R}$.

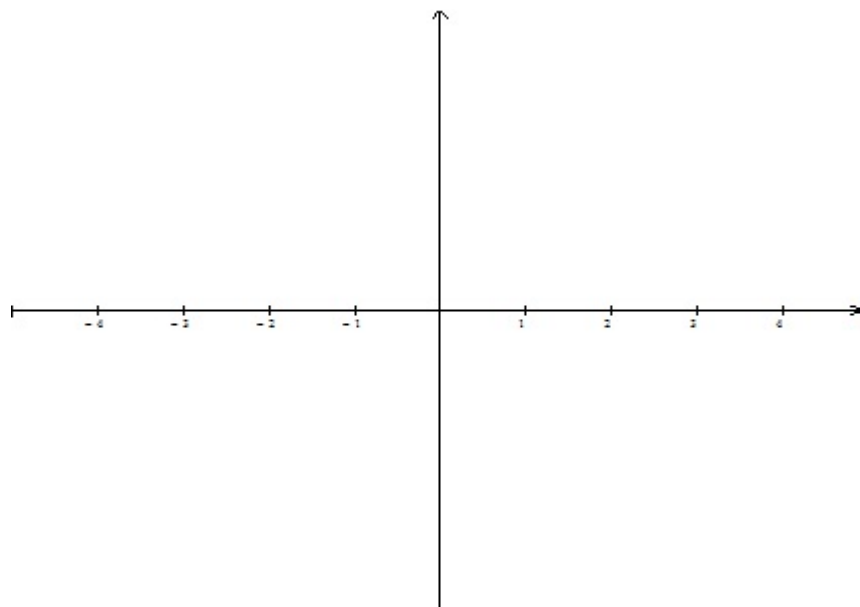
a. Complete the following table :

x	-3	-2	-1	0	1	2	3
$f(x)$							

b. Complete the following mapping diagram for f with the indicated numbers (determine an appropriate scale for the target values.):




c. Sketch a graph for f based on the chart (determine an appropriate scale for the vertical axis.):



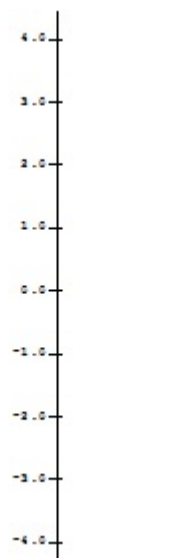
2. Let $f(x) = \mathbf{m}x + \mathbf{b}$ sketch mapping diagrams for the following:

Use the same scale for the second axis.


a. $m = -2$; $b = 1$: $f(x) = -2x + 1$



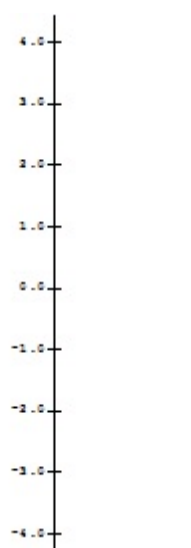
d. $m = 0$; $b = 1$: $f(x) = 0x + 1$



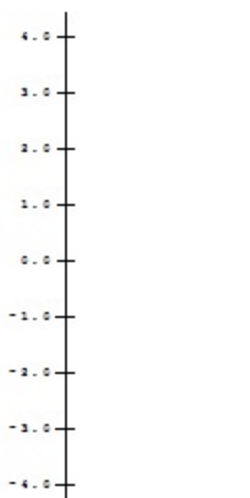
b. $m = 2$; $b = 1$: $f(x) = 2x + 1$

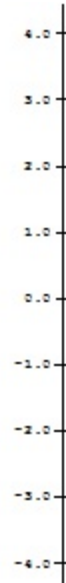


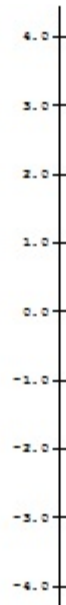
e. $m = 1$; $b = 1$: $f(x) = x + 1$



c. $m = \frac{1}{2}$; $b = 1$: $f(x) = \frac{1}{2}x + 1$

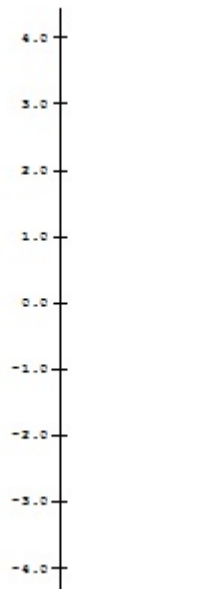



3. Using the focus point to solve a problem. [Use the same scale for the second axis.]E 1. Solving a linear equation: $2x + 1 = 5$ Let $f(x) = 2x + 1$ For which x does $f(x) = 5$?**Solution:** Find the focus points $[2, 1]$ for f .Use $[2, 1]$ to find the solutions.

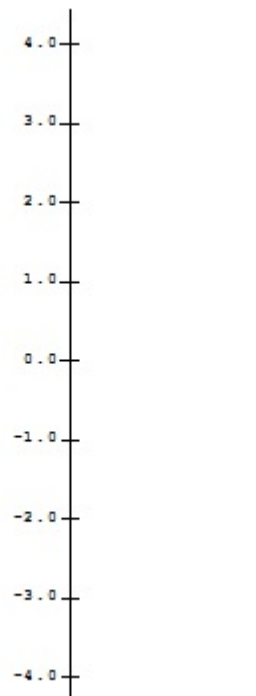

4. Suppose f is a linear function with $f(1) = 3$ and $f(3) = -1$.Find $f(0)$. Ans. _____For which x does $f(x) = 0$. Ans.: _____**Solution:** Find the focus point P_f for f .Use P_f to find the solution.

5.

- a. On separate diagrams sketch mapping diagrams for $g(x) = 2x$ and $h(x) = x+1$



- b. Use these sketches to draw a composite sketch of the mapping diagram for the composite function $f(x) = h(g(x)) = (2x) + 1$ and then a sketch for the mapping diagram of $f(x) = 2x + 1$



- c. Use the sketches of part a. to draw a composite sketch of the mapping diagram for the composite function $p(x) = g(h(x)) = 2(x + 1)$ and then a sketch for the mapping diagram of $p(x) = 2(x + 1) = 2x + 2$



Inverse linear functions:

6.

- a. Make a transparency for mapping diagrams for $g(x) = 2x$ and $h(x) = x + 1$. Flip the transparency over and use this on separate diagrams to sketch mapping diagrams for

$$\text{Inv}g(x) = \frac{1}{2}x$$

and

$$\text{Inv}h(x) = x - 1$$

