


Econ 323
Economic History of the U.S.

Prof. Eschker
Spring 2016

Today's Topics

- The Great Depression
 - Overview
 - Road to Rock Bottom Video



Depression Facts

- 1929-33 real GNP fell 29%
- Unemployment was 25%



Franklin D. Roosevelt Library

Farmers whose topsoil blew away joined the sod caravans of "Okies" on Route 66 to California, 1935

TABLE 24.1 Unemployment, GNP, and Federal Finance, 1929-1941

Year	Unemployed Percentage of Labor Force	Gross National Product			Federal Receipts (\$ billions)	Federal Expenditures (\$ billions)	Federal Surplus(+) / Deficit (-) (\$ billions)
		Current Prices (\$ billions)	1958 Prices	1958 Prices per Capita			
1929	3.2	\$103.1	\$203.6	\$1,671	\$3.8	\$ 2.9	\$+0.9
1930	8.7	90.4	183.5	1,490	4.0	3.1	+0.9
1931	15.9	75.8	169.3	1,364	3.2	4.1	-1.0
1932	23.6	58.0	144.2	1,154	2.0	4.8	-2.7
1933	24.9	55.6	141.5	1,126	2.1	4.7	-2.6
1934	21.7	65.1	154.3	1,220	3.1	6.5	-3.3
1935	20.1	72.2	169.5	1,331	3.8	6.3	-2.4
1936	16.9	82.5	193.0	1,506	4.2	7.6	-3.5
1937	14.3	90.4	203.2	1,576	5.6	8.4	-2.8
1938	19.0	84.7	192.9	1,484	7.0	7.2	-0.1
1939	17.2	90.5	209.4	1,598	6.6	9.4	-2.9
1940	14.6	99.7	227.2	1,720			
1941	9.9	124.5	263.7	1,977			

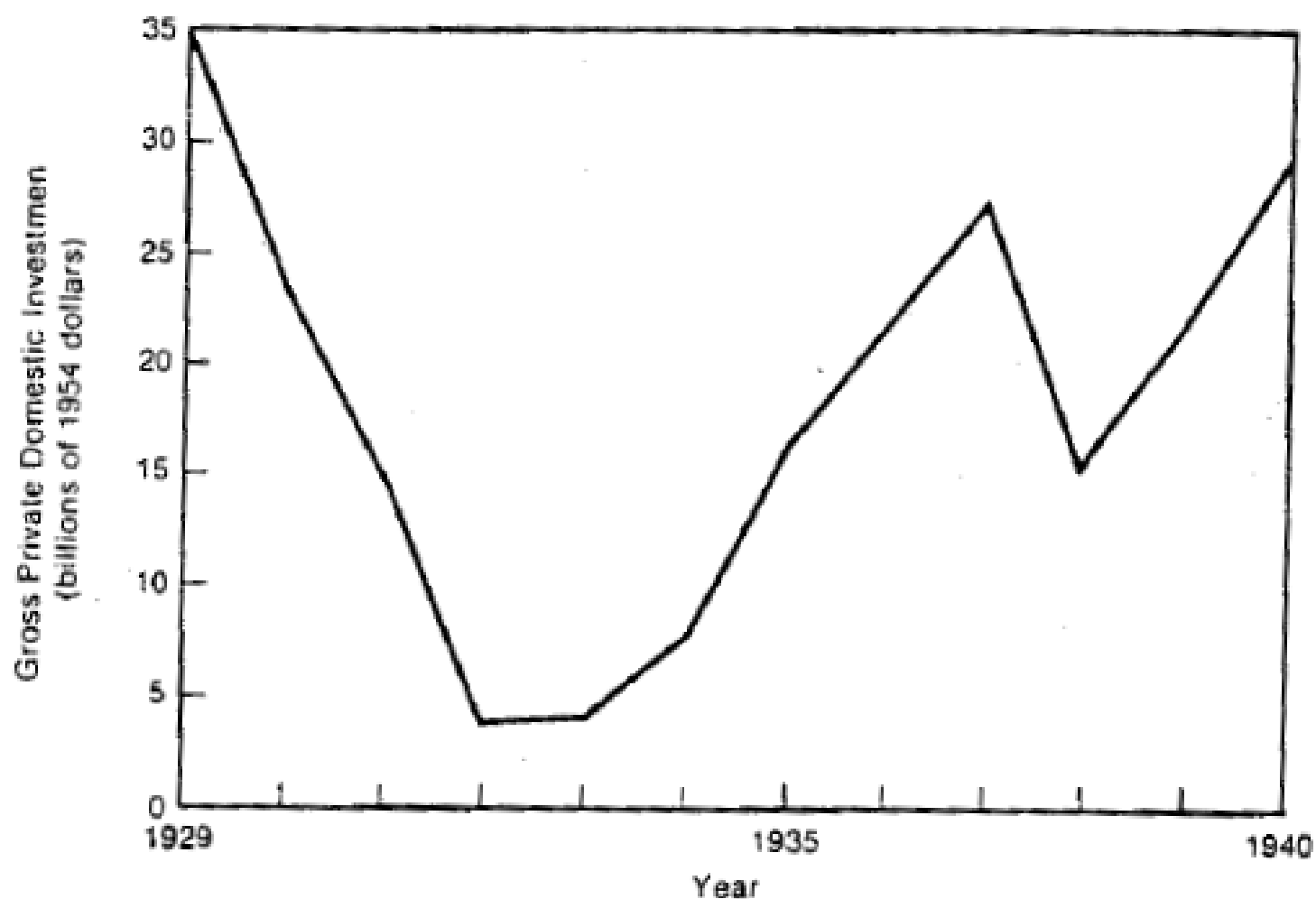
Source: *Historical Statistics*, series D 86, F 1, 3, 4, Y 339-341.

Depression Facts

- Net Investment was zero

Figure 23-2

Gross Private Domestic Investment, 1929-1940.

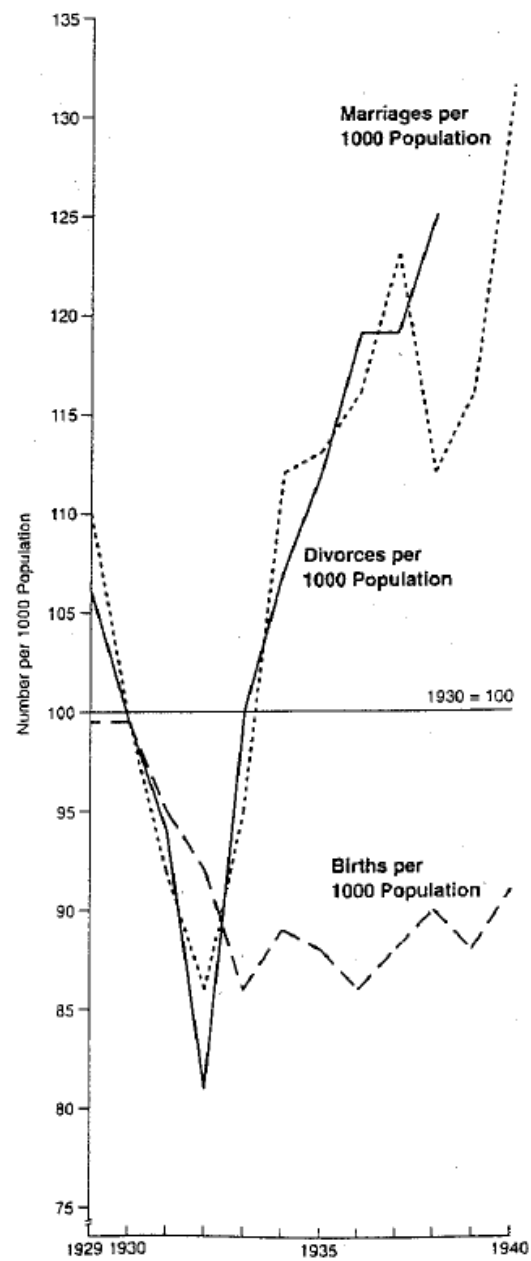


Source: U.S. Office of Business Economics, *U.S. Income and Output, 1958* (Washington, D.C.: Government Printing Office, 1959), p. 118.

Depression Facts

- Births fell
- Marriages/Divorces fell then rose

FIGURE 24.1 Vital Signs, 1929-1940



Depression Facts

- “Double-dipped” collapse (1929 and 1937)
- Took about 10 years to recover
- Profound impact on Government
- The biggest Depression in US History



Video & Discussion

- Would *you* pay the Bonus Army?

