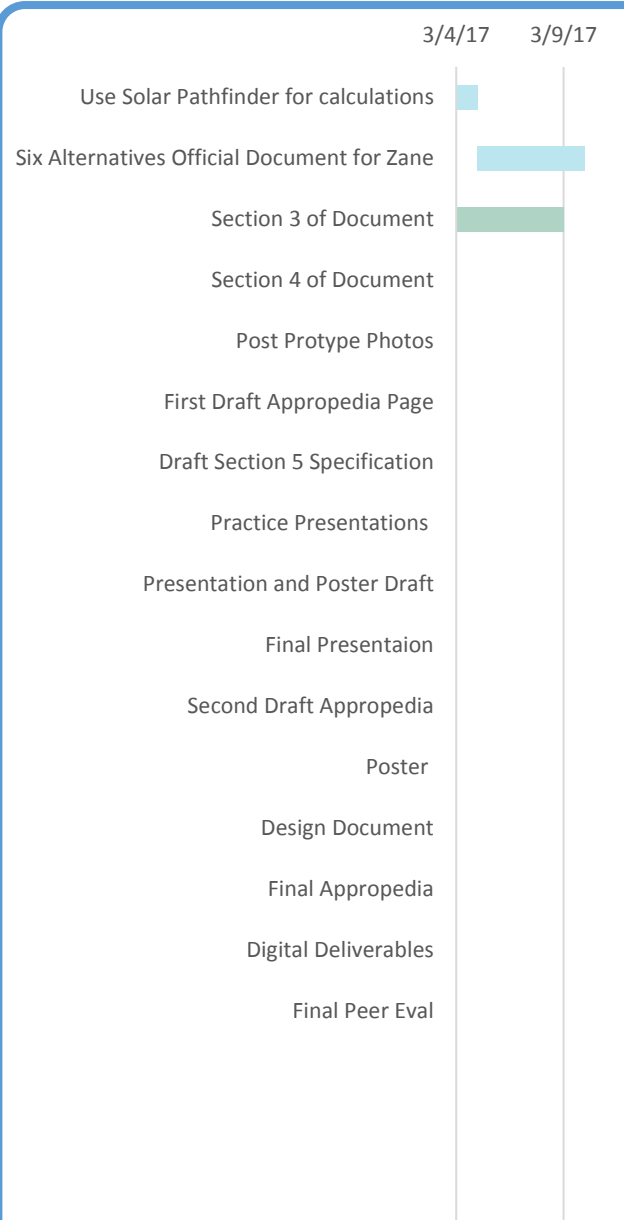



<b>Task Name</b>	<b>Start Date</b>	<b>End Date</b>	<b>Duration (Days)</b>
Use Solar Pathfinder for calculations	3/4/2017	3/5/2017	1
Six Alternatives Official Document for Zane	3/5/2017	3/10/2017	5
Section 3 of Document	3/4/2017	3/9/2017	5
Section 4 of Document	3/15/2017	3/21/2017	6
Post Prototype Photos	3/22/2017	3/26/2017	4
First Draft Appropedia Page	4/1/2017	4/9/2017	8
Draft Section 5 Specification	4/4/2017	4/11/2017	7
Practice Presentations	4/6/2017	4/13/2017	7
Presentation and Poster Draft	4/11/2017	4/18/2017	7
Final Presentaion	4/13/2017	4/20/2017	7
Second Draft Appropedia	4/16/2017	4/23/2017	7
Poster	4/18/2017	4/25/2017	7
Design Document	4/21/2017	4/28/2017	7
Final Appropedia	4/23/2017	4/30/2017	7
Digital Deliverables	4/28/2017	5/4/2017	7
Final Peer Eval	5/3/2017	5/5/2017	2



Days Complete	Days Remaining	Percent Complete
0.01	0.99	1%
0.00	5.00	0%
0.00	5.00	0%
0.00	6.00	0%
0.00	4.00	0%
0.00	8.00	0%
0.00	7.00	0%
0.00	7.00	0%
0.00	7.00	0%
0.00	7.00	0%
0.00	7.00	0%
0.00	7.00	0%
0.00	7.00	0%
0.00	7.00	0%
0.00	7.00	0%
0.00	6.00	0%
0.00	2.00	0%

Start Date in Number Form	42798.00
---------------------------	----------




**Key:**


These cells will k inputs on other

# START BUILDING FOR

Use this number for the Minimum Bound of the Horizontal Axis to set the beginning of the c

3/14/17 3/19/17 3/24/17 3/29/17 4/3/17 4/8/17 4/13/17 4/18/17 4/23/17 4/28/17 5/3/17





---

<b>Calculated Cell</b>	Manual Entry Cell
be automatically calculated based on the cells.	These cells require manual input so the calculated cells have data to work with.

FREE

Chart.

5/8/17 5/13/17

